

Wall Mounted ECO Range Compact & Comfort



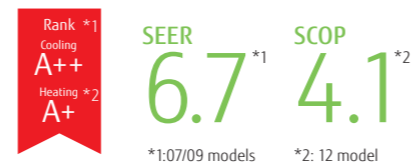
Slim & stylish square design

Slim and stylish square design is realized by high density multi-path heat exchanger and high efficiency wind blower.



High energy saving

Top class high efficiency is achieved by high efficient lamda heat exchanger, large cross flow fan and new refrigerant.



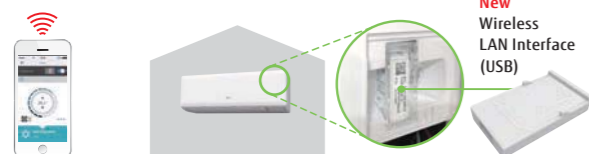
Comfortable airflow & Silent operation

The big louver and the new air blowing structure have attained a comfortable air flow that spreads wider to user's feet and silent operation.

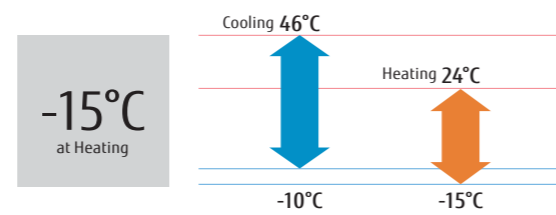


Smart device Control (Option)

This model can be controlled from anywhere using smart device by installing optional wireless LAN interface. Wireless LAN interface can be installed easily without specialized installation work.



Low ambient operation



Model: ASYG07KPCA / ASYG09KPCA / ASYG12KPCA



Wireless R.C.



Specifications

Model No.	Indoor unit		ASYG07KPCA	ASYG09KPCA	ASYG12KPCA
	Outdoor unit		AOYG07KPCA	AOYG09KPCA	AOYG12KPCA
Power Source	Single-phase, ~230V, 50Hz				
Capacity	Cooling	kW	2.0 (0.9-2.8)	2.5 (0.9-3.0)	3.4 (0.9-3.7)
	Heating	kW	2.5 (0.9-3.4)	2.8 (0.9-3.8)	3.8 (0.9-4.8)
Input Power	Cooling/Heating		0.48/0.63	0.71/0.79	1.00/1.14
	Cooling	W/W	4.17	3.52	3.40
COP	Heating		3.97	3.54	3.33
	Cooling/Heating(-10°C)	kW	2.0/2.2	2.5/2.4	3.4/2.5
SEER	Cooling		6.70	6.70	6.30
	Heating (Average)		4.00	4.00	4.10
Energy Efficiency Class	Cooling		A++	A++	A++
	Heating (Average)		A+	A+	A+
Max. Operating Current	Cooling/Heating		6.5/9.0	6.5/9.0	6.5/9.0
	Cooling	kWh/a	104	131	189
Annual Energy Consumption	Heating		769	840	853
	Moisture Removal		l/h	1.3	1.8
Sound Pressure Level	Indoor (Cooling)	H/M/L/Q	45/38/31/22	45/38/31/22	46/40/33/22
	Indoor (Heating)	H/M/L/Q	45/40/36/26	45/40/36/26	46/40/35/27
	Outdoor (Cooling/Heating)	High	45/46	47/47	49/51
Sound Power Level	Indoor (Cooling/Heating)	High	57/58	58/58	59/59
	Outdoor (Cooling/Heating)	High	57/58	59/59	62/62
	Airflow Rate	Indoor / Outdoor (Cooling)	High	580/1,650	580/1,650
Net Dimensions H x W x D	Indoor		270x784x224	270x784x224	270x784x224
	Outdoor		541x663x290	541x663x290	541x663x290
	Weight	Indoor	kg(lbs)	8(18)	8(18)
Connection Pipe Diameter (Liquid / Gas)	Indoor		23 (51)	23 (51)	25 (55)
	Outdoor		6.35/9.52	6.35/9.52	6.35/9.52
	Drain hose Diameter (I.D./O.D.)	mm	11.8/15.8 to 16.8	11.8/15.8 to 16.8	11.8/15.8 to 16.8
Max Pipe Length (Pre-Charge)	m		20 (15)	20 (15)	20 (15)
Max Height Difference	Cooling		15	15	15
	Heating		-10 to 46	-10 to 46	-10 to 46
	Operation Range		°CDB	-15 to 24	-15 to 24
Refrigerant	Type (Global Warming Potential)		R32 (675)	R32 (675)	R32 (675)
	Charge		kg(CO2eq-T)	0.55 (0.371)	0.55 (0.371)

Optional parts

Wireless LAN Interface: UTY-TFSXF2
Remote Controller Holder: UTZ-RXLA

Dimensions

(Unit : mm)

